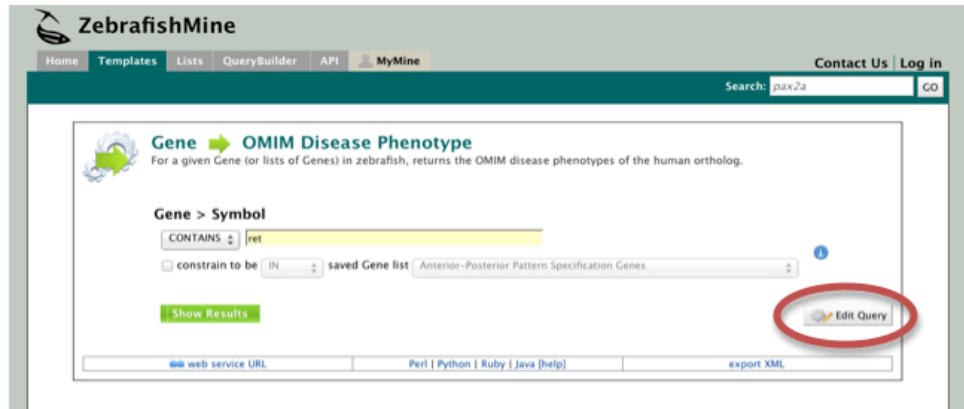
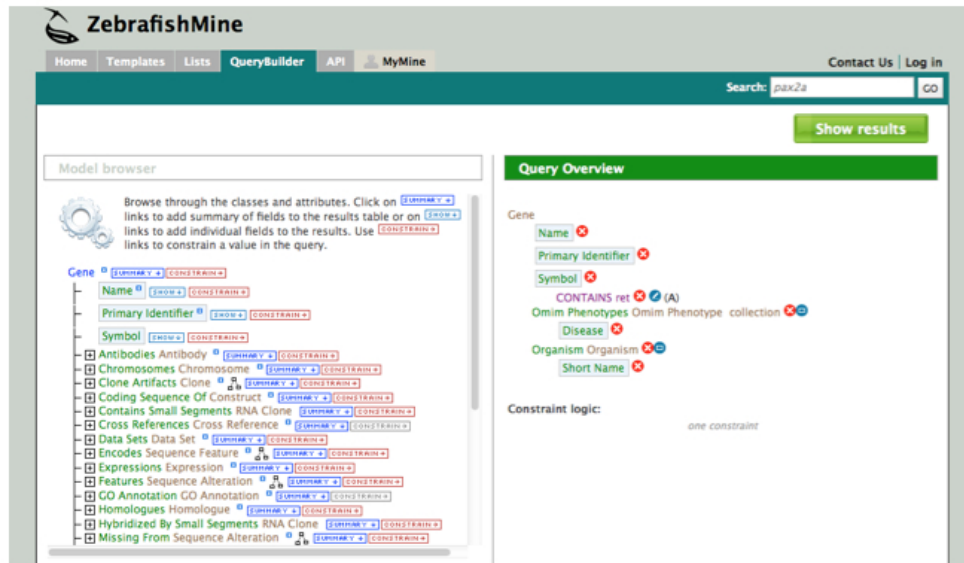


Query Builder II

To modify a pre-existing template in Query Builder, click on the “Edit Query” button on the template page. Here is the “Gene → OMIM Disease Phenotype” template used earlier:




















The template open in Query Builder:



Go to the Model browser to add additional fields. For example, add the Expressions-> Anatomy -> Name fields we added to the first template:

Query Overview

Gene

Name 
Primary Identifier 
Symbol 
CONTAINS *ret*   
Expressions Expression collection  
Anatomy ZFA Term  
Name 
Omir Phenotypes Omir Phenotype collection  
Disease 
Organism Organism  
Short Name 

Click on the blue icon to edit the constraint. Click on the red "x" to remove the constraint.

Constraint logic:

one constraint

Click "Show results". Results will include the expression pattern of *ret*, and the OMIM disease phenotypes associated with the human ortholog of *ret*.