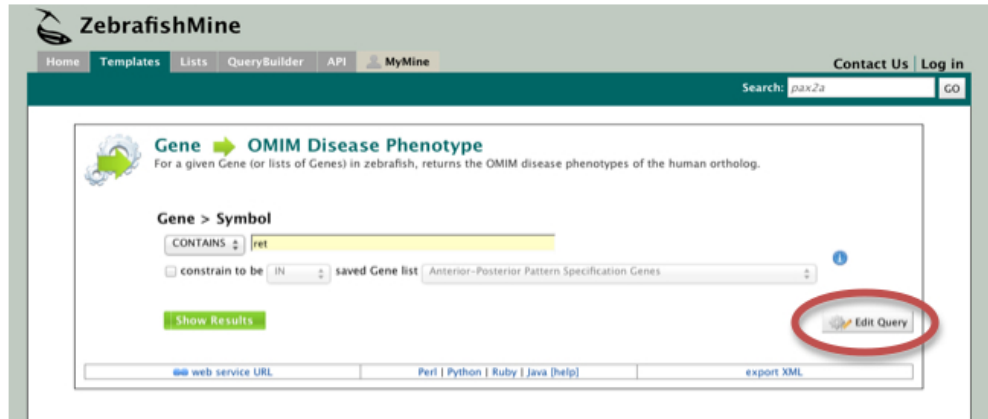
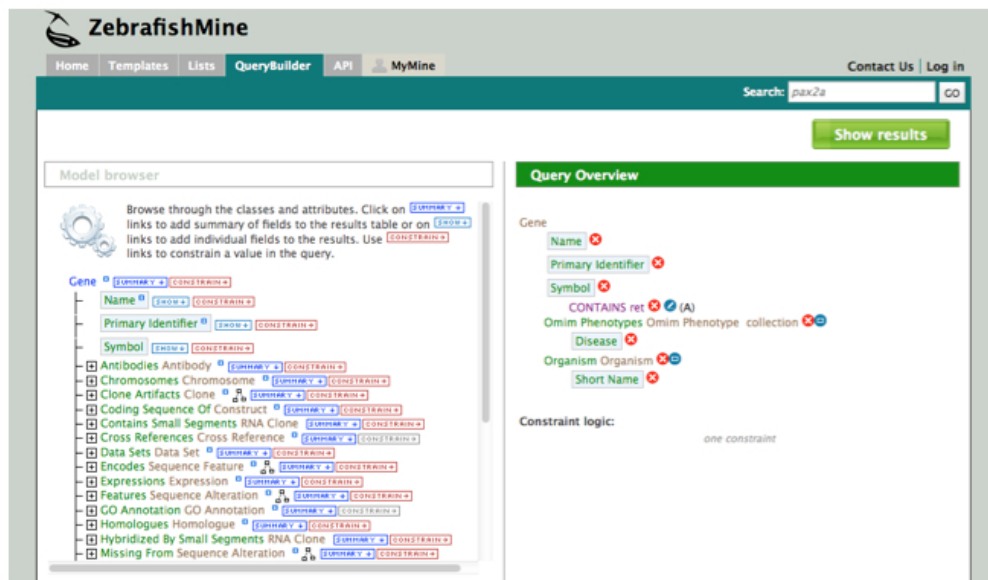


# Query Builder II

To modify a pre-existing template in Query Builder, click on the “Edit Query” button on the template page. Here is the “Gene → OMIM Disease Phenotype” template used earlier:




The template open in Query Builder:




Go to the Model browser to add additional fields. For example, add the Expressions-> Anatomy -> Name fields we added to the first template:


## Query Overview

Gene

Name 

Primary Identifier 

Symbol 

CONTAINS *ret*  



Expressions Expression collection  


Anatomy ZFA Term  

Name 

Omim Phenotypes Omim Phenotype collection  

Disease 

Organism Organism  

Short Name 

Click on the blue icon to edit the constraint. Click on the red "x" to remove the constraint.

Constraint logic:

*one constraint*

Click "Show results". Results will include the expression pattern of *ret*, and the OMIM disease phenotypes associated with the human ortholog of *ret*.